

Vol. 31 No. 3 April 2012 ISSN 0261-5606



Managing Editor:
James R. Lothian, USA

Co-Editors:
Joshua Aizenman, USA
Kees Koedijk, The Netherlands
Paul McNelis, USA
Michael T. Melvin, USA

Editorial Board:
M.D. Bordo, USA
R.S. Boyer, Canada
M.R. Darby, USA
H.J. Edison, USA
M. Evans, USA
J.A. Frankel, USA
C.R. Harvey, USA
I. Hasan, USA
R.J. Hodrick, USA
T. Ito, Japan
L. Jonung, Sweden
M.D. Levi, Canada
R.C. Marston, USA
P. Minford, UK
F.S. Mishkin, USA
M.J.M. Neumann, Germany
Chiaki Nishiyama, Japan
M. Parkin, Canada
K. Phylaktis, UK
R. Roll, USA
B.H. Solnik, USA
A.M. Taylor, USA

Associate Editor:
C. McCarthy, USA

Journal of
**INTERNATIONAL
MONEY
and FINANCE**

SPECIAL ISSUE
Financial Stress in the Eurozone

GUEST EDITORS
Georgios P. Kouretas and Athanasios P. Papadopoulos

CONTENTS

G. P. Kouretas, A. P. Papadopoulos, Overview of the special issue on financial stress in the eurozone	465
M. Obstfeld, Financial flows, financial crises, and global imbalances	469
A.-L. Delatte, M. Gex, A. López-Villavicencio, Has the CDS market influenced the borrowing cost of European countries during the sovereign crisis?	481
H. D. Gibson, S. G. Hall, G. S. Tavlás, The Greek financial crisis: Growing imbalances and sovereign spreads	498
T. Grammatikos, R. Vermeulen, Transmission of the financial and sovereign debt crises to the EMU: Stock prices, CDS spreads and exchange rates	517
J. Beirne, The EONIA spread before and during the crisis of 2007–2009: The role of liquidity and credit risk	534

(Contents continued on outside back cover)

Available online at www.sciencedirect.com
SciVerse ScienceDirect

This article appeared in a journal published by Elsevier. The attached copy is furnished to the author for internal non-commercial research and education use, including for instruction at the authors institution and sharing with colleagues.

Other uses, including reproduction and distribution, or selling or licensing copies, or posting to personal, institutional or third party websites are prohibited.

In most cases authors are permitted to post their version of the article (e.g. in Word or Tex form) to their personal website or institutional repository. Authors requiring further information regarding Elsevier's archiving and manuscript policies are encouraged to visit:

<http://www.elsevier.com/copyright>



ELSEVIER

Contents lists available at [SciVerse ScienceDirect](#)

Journal of International Money and Finance

journal homepage: www.elsevier.com/locate/jimf

Financial flows, financial crises, and global imbalances[☆]

Maurice Obstfeld

University of California, Berkeley, United States

A B S T R A C T

JEL classification:

F32

F34

F36

Keywords:

International financial flows

Gross international asset positions

Current account balance

Global imbalances

Financial instability

In this lecture I document the proliferation of gross international asset and liability positions and discuss some consequences for individual countries' external adjustment processes and for global financial stability. In light of the rapid growth of gross global financial flows and the serious risks associated with them, one might wonder about the continuing relevance of the net financial flow measured by the current account balance. I argue that global current account imbalances remain an essential target for policy scrutiny, for financial as well as macroeconomic reasons. Nonetheless, it is critically important for policymakers to monitor as well the rapidly evolving structure of global gross assets and liabilities.

© 2011 Elsevier Ltd. All rights reserved.

1. Introduction

International economic integration puts a country's fortunes partly into the hands of others. When integration takes the form of *financial* interdependence, the potential domestic impact of external events is magnified manyfold. The global economic crisis of 2007–2009 and the European sovereign debt crisis that followed have unleashed market forces that even policymakers in the mature economies were ill prepared to counteract. The existing informational and institutional structure for global policymaking remains woefully inadequate to the challenge of financial globalization.

Even before the global financial crisis, *net* financial flows between countries, in the form of current account deficits and surpluses, were a focus of policy concern and disagreement. While the general scale and persistence of current account imbalances certainly has increased over the past two decades, even more striking – and potentially more threatening to financial and economic stability – is the rapid

[☆] Keynote address to the 15th International Conference on Macroeconomic Analysis and International Finance, 26–28 May, 2011, University of Crete, Rethymno, Greece. I thank the International Growth Centre, London School of Economics, for financial support and Vladimir Asriyan for excellent research assistance.

E-mail address: obstfeld@econ.berkeley.edu.

expansion of gross international asset and liability positions. Net international asset positions certainly remain relevant for several purposes, as I will maintain below, but it is the gross positions that better reflect the impact on national balance sheets of various economic shocks, including counterparty failure. After all, a Portuguese external debtor cannot automatically mobilize the assets of a separate Portuguese external creditor to pay off his or her debts. This fact makes it even more unsettling that Portugal's *net* external liability amounts to well over a year's GDP. The sheer increase in the volume of gross international positions could in theory represent an improving global allocation of income risks, but recent experience shows that these positions also can lead to the transmission of economic shocks between countries, with strong amplification of their effects.

In this lecture I document the proliferation of gross international asset and liability positions and discuss some of the consequences for individual countries' external adjustment processes and for global financial stability. In light of the rapid growth of gross global financial flows and the risks associated with them, one might wonder about the continuing relevance of the net financial flow measured by the current account balance. I argue that global current account imbalances remain an essential target for policy scrutiny, for financial as well as macroeconomic reasons. Nonetheless it is critically important for policymakers to monitor as well the rapidly evolving structure of global assets and liabilities.

2. International trade of goods for assets and of assets for assets

In theory, countries exchange assets with different risk profiles to smooth consumption fluctuations across future random states of nature. This *intra-temporal* trade, an exchange of consumption across different states of nature that occur on the same date, may be contrasted with *inter-temporal* trade, in which consumption on one date is traded for an asset entitling the buyer to consumption on a future date. Cross-border purchases of assets with other assets are intra-temporal trades, purchases of goods or services with assets are inter-temporal trades.

A country's inter-temporal budget constraint limits the present value of its (state-contingent) expenditure (on consumption and investment) to the present value of its (state-contingent) output *plus* the market value of its net financial claims on the outside world (the net international investment position, or NIIP). Thus, a country's ultimate consumption possibilities depend not only on the NIIP, but on the prices a country faces in world markets and its (stochastic) output and investment levels.

Ideally, if a country has maximally hedged its idiosyncratic risk in world asset markets, its NIIP will respond to shocks (including shocks to current and future world prices) in ways that cushion domestic consumption possibilities. Furthermore, if markets are complete in the sense of Arrow and Debreu, asset trades between individuals will indeed represent Pareto improvements in resource allocation, so that it makes sense to speak of countries as if they consisted of representative individuals. But this type of world – a world without crises – is not the world we inhabit. In the real world, financial trades that one agent makes, viewing them as personally advantageous, can work to the detriment of others. The implication is that the sheer volume of financial trade can be positively correlated with financial instability risks.

It is in the realm of intra-temporal asset trade that international trading volume has expanded most in recent years. Fig. 1 illustrates the process. The upper horizontal arrows represent (intra-temporal) trade of presently available goods for other present goods between a home and a foreign country, with arrow lengths proportional to the value of the items exchanged. In the figure, Home ships a higher value of goods to Foreign than Foreign ships to Home, so the net difference (Home's current account surplus) must be paid for by assets that Foreign pays to Home in settlement of the Foreign current account deficit. The implied inter-temporal trade – of present consumption for claims on future consumption – is shown in the figure by the diagonal arrows, with lengths equal to the current account imbalance between Home and Foreign.

The lower horizontal arrows in Fig. 1 represent intra-temporal trade of assets for other assets by the two countries. Home buys more assets from Foreign than it sells – financing the difference through its current export surplus – but while the *difference* in the two arrows' lengths is fixed by the size of the current account imbalance, the arrow lengths themselves can be arbitrarily big. At any point in time, the size of the current account imbalance is limited by output sizes and the sizes of predetermined international assets and liabilities – but there is no limit to the number of times funds can be recycled in different forms between Home and Foreign. In that process, the *gross* external assets and liabilities of the two countries can expand explosively.

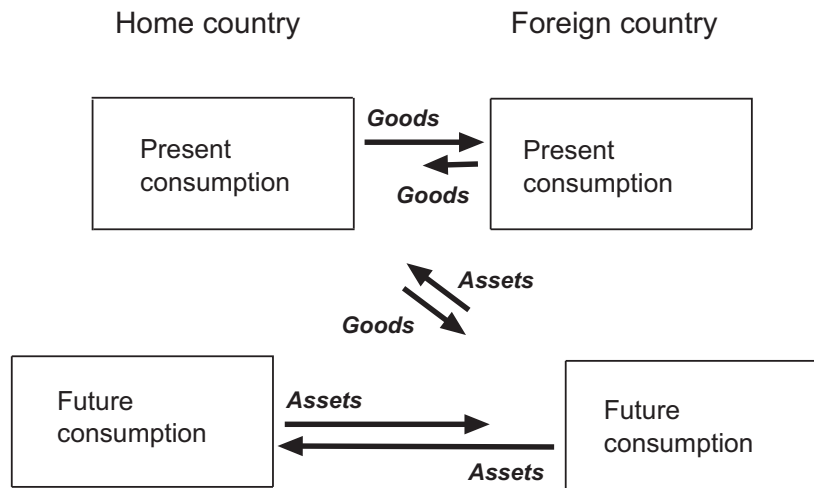


Fig. 1. Intertemporal and intratemporal trade patterns.

3. The growth of pure asset-for-asset international trade

This type of explosive growth appears to have occurred for several economies, especially smaller economies that are also financial hubs. Fig. 2 illustrates this evolution for a sample of countries, showing updates to 2010 of the Lane and Milesi-Ferretti (2007) data.¹ Despite some retrenchment as a result of the global crisis, gross assets continue to expand. For smaller countries such as Ireland, the numbers can be even more impressive, as Fig. 3 (which also tracks Iceland and shows gross assets and liabilities as ratios to GDP separately) indicates.

While the gross asset and liability numbers for the United States are less exorbitant than those for smaller financially open economies, a look at the changing role of gross asset flows in the U.S. balance of payments is suggestive of the growing importance of international asset trade relative to trade in goods and services. The two panels of Fig. 4 show the gross flows underlying the U.S. current account balance from alternative transactional perspectives. The upper panel shows net U.S. residents' purchases of foreign assets (with a positive sign, as per the IMF's sixth balance of payments manual).² It also shows foreign residents' net purchases of U.S. assets (with a negative sign). The algebraic sum of the two series in panel (a), the net increase in U.S. foreign assets less the net increase in U.S. foreign liabilities, would equal the current account balance absent errors and omissions in balance of payments data. (The U.S. current account deficit peaked at about 6 percent of GDP in 2006.) The lower panel of Fig. 4 shows U.S. exports and imports, together with investment income flows and net transfers. The algebraic sum of the five series shown equals the current account balance.

In the mid-1970s, gross financial flows were considerably smaller than trade flows, but the former have grown over time and on average now are of comparable magnitude to trade flows. Of course, international flows of investment income have grown over time as well as gross foreign asset and liability positions have grown.

Neither panel of Fig. 4 captures the *total* change in the U.S. NIIP. The total change in the NIIP depends on the flows of net international lending, of course, but also on *net capital gains* on gross foreign assets and liabilities, as emphasized by Kim (2002), Tille (2003), Obstfeld (2004), Lane and Milesi-Ferretti

¹ I am grateful to Philip Lane and Gian Maria Milesi-Ferretti for providing these data.

² Note that U.S. net purchases of foreign assets become negative in 2008 as U.S. residents liquidate foreign assets in order to finance a continuing current account deficit in the face of sharply reduced net foreign lending to the U.S. (The net U.S. acquisitions include a large volume of Federal Reserve loans to the European Central Bank and other central banks; so the *private-sector* sell-off of U.S.-owned foreign assets in 2008 is even bigger than the national sell-off shown in the figure.) The flows shown are typically referred to as gross flows, but in fact each is the difference between much larger gross purchases and gross sales – what Borio and Disyatat (2011) aptly call the “gross gross” flows.

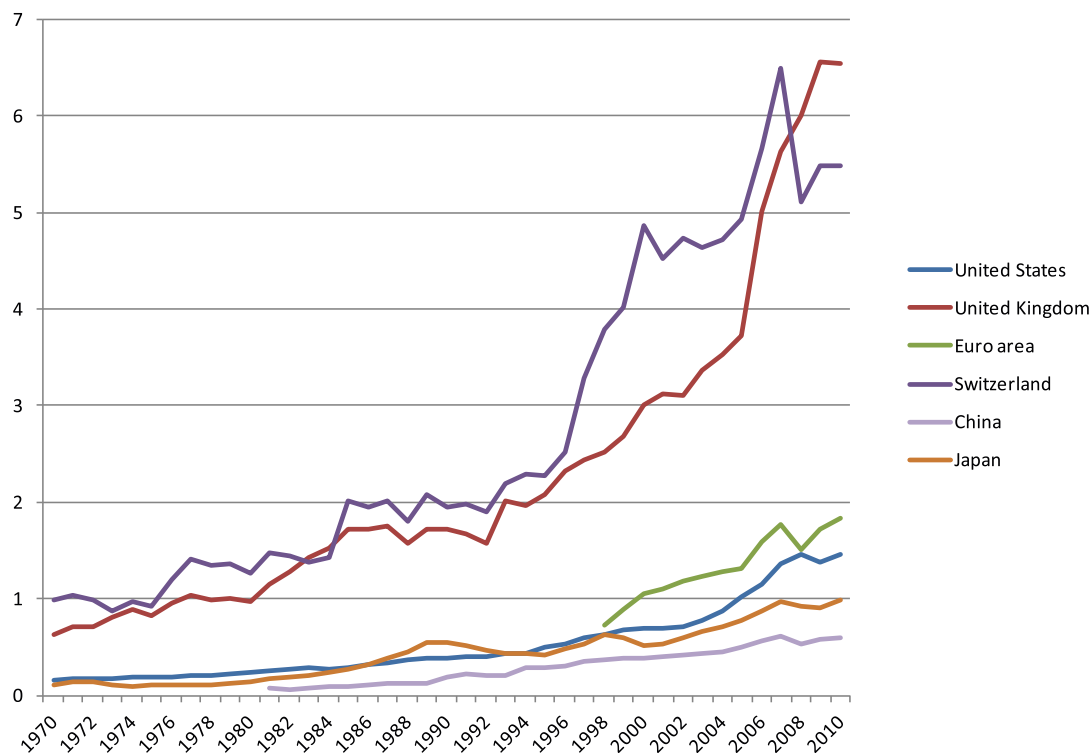


Fig. 2. Average of gross foreign assets and liabilities as a ratio to GDP: Selected countries.

(2005), Gourinchas and Rey (2007), and others. The overall change in U.S. gross foreign assets over a period equals net purchases by U.S. residents plus any capital gains on the prior stock of gross foreign assets. The overall change in U.S. net foreign liabilities equals net sales of assets to foreign residents plus any capital gains foreigners enjoy on their gross holdings of assets located in the U.S. The overall change in the NIIP thus incorporates these capital gains, since it equals the overall change in U.S. external assets less liabilities. The non-flow change in the NIIP (the part not accounted for by measured financial flows) also incorporates substantial revisions to correct earlier errors in measuring the flows.

Fig. 5 shows the non-flow changes in U.S. foreign assets and liabilities, with non-flow *increases* in liabilities represented as negative numbers. The amplitude of these changes has grown in tandem with volumes of gross positions, reaching levels that represent very large fractions of U.S. GDP.³ Figs. 4 and 5 together show that in 2008, gross capital flows in and out of the U.S. collapsed – a two-way sudden stop – in concert with a huge valuation loss on the U.S. NIIP. Simultaneously, the country's external assets fell and its liabilities rose in value. The 2008 NIIP non-flow loss equaled 13.7 percent of GDP, mostly reversed in 2009 with a non-flow gain of 10.6 percent of GDP.

These non-flow changes far overshadow the effect on the NIIP of the U.S. current account deficit, which fell to 4.7 percent of GDP in 2008 and to 2.7 percent in 2009. For smaller financially open economies, especially those like the United Kingdom with independent currencies, the valuation effects can be far larger.

4. Measuring the importance of asset-for-asset trade

In earlier work (Obstfeld, 2004), I proposed a metric for the prevalence of pure asset swapping based on the Grubel-Lloyd index of intra-industry trade. The basic idea is to think of intertemporal asset trade as two-way trade in similar but differentiated products, whereas intertemporal trade might be more analogous to classic Heckscher-Ohlin trade.⁴

³ In Fig. 5, foreign direct investment (FDI) is reckoned at market value.

⁴ For one possible route to formalization, see Obstfeld and Rogoff (1996), pp. 282–285.

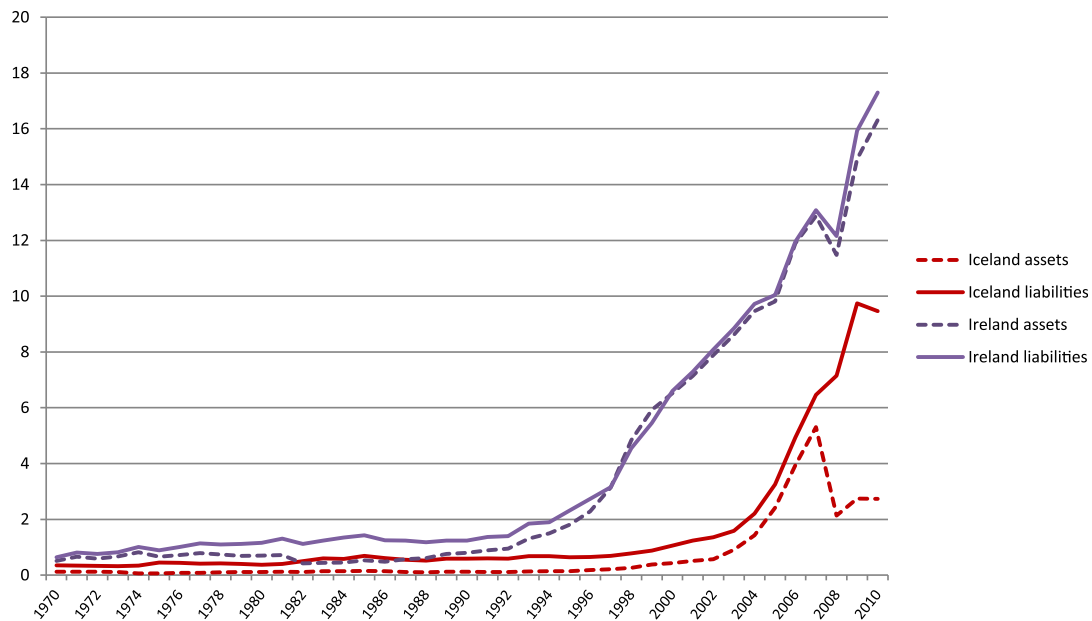


Fig. 3. Gross foreign assets and liabilities as a ratio to GDP: Iceland and Ireland.

Consider the following Grubel-Lloyd index of two-way asset trade for a country with gross foreign assets A and liabilities L :

$$GL = 1 - \frac{|A - L|}{A + L}.$$

This index equals 1 for a country with no net foreign assets or debt, one that therefore on balance, over time, has not engaged cumulatively in intertemporal trade. It takes the value of 0 when, for example, all liabilities are net liabilities (the case of pure “development” flows, as opposed to diversification flows).

Fig. 6 shows a measure of financial openness for the groups of high-income and emerging economies. As in Fig. 2, the numbers graphed are GDP-weighted averages of the country values of $(A + L)/2Y$, where Y is GDP. It is evident that high-income countries are much more highly leveraged than emerging economies (and the discrepancy is greater still when simple averages of country groups are used).⁵

Emerging countries are not only less leveraged financially; the GL index implies they have engaged in higher volumes of intertemporal trade relative to pure swaps of assets for other assets. Fig. 7, panel (a), illustrates the discrepancy between emerging and mature economies. The latter have GL coefficients averaging around 0.9, a number that has not changed much since the mid-1980s. But the GL index for emerging economies has risen markedly since the mid-1980s and now stands around 0.75.

The inter-group contrast is greater if one recognizes that for emerging market economies, official foreign exchange reserves constitute a major component of gross external assets. If we strip these out to compute a nonreserve or private-sector GL index, panel (b) of Fig. 7 is the result. Not counting reserves, the GL index for the emerging economies is only about 0.6. Clearly the emerging economies are behind the high-income economies both in the extent to which they have swapped assets with other countries, and in total financial openness. Whether this empirical fact has unambiguous welfare implications is another matter, however.

⁵ The lists of high-income and emerging economies are the same as in Gourinchas and Obstfeld (2012). Country coverage differs from year to year in the Lane and Milesi-Ferretti (2007) data that underlie Figs. 6 and 7, but cross-sectional weighted averages automatically place a zero weight on missing countries.

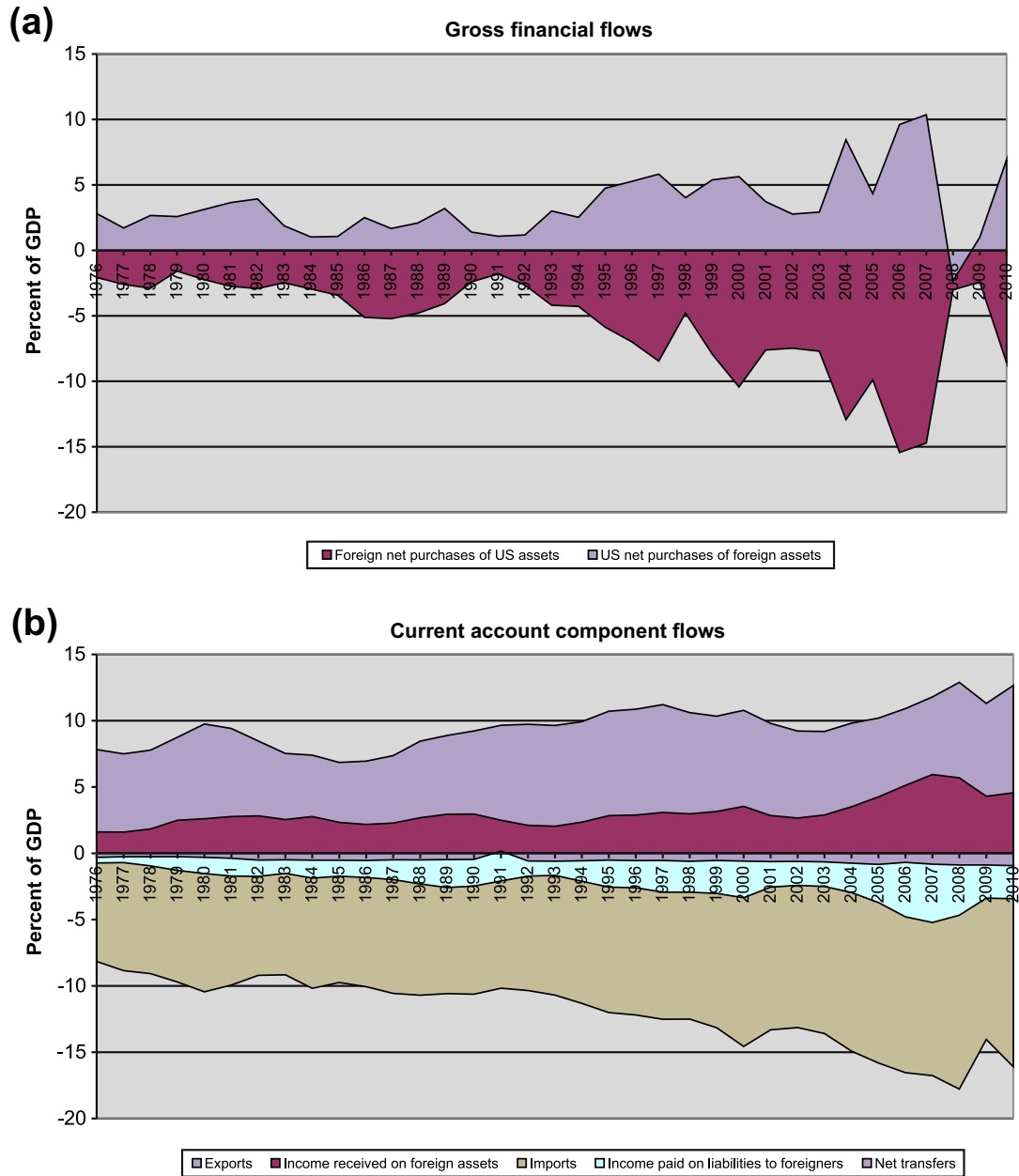


Fig. 4. United States gross balance of payments flows as a percent of GDP.

5. Does the current account matter any more?

One could make two arguments that the current account has become irrelevant in today's world. Paradoxically, however, the two arguments rest on directly opposite visions of the way the world works. I will argue against both of them, although one is much closer to the mark than the other.

The first argument takes the high volume of asset-swapping as proof that countries have extensively diversified their idiosyncratic risks in sophisticated, well-functioning markets for contingent securities. In this world of virtually complete Arrow–Debreu asset markets, countries pool their risks to the maximum feasible extent. In the extreme case of a pure endowment economy, idiosyncratic income movements are offset completely by net insurance payments from abroad, so the current account balance is always nil. With investment, the current account's role is to allow investors to maintain globally diversified portfolios of equity claims through purchases of newly issued shares in the profits of capital (as discussed in Obstfeld and Rogoff, 1996, chapter 5).

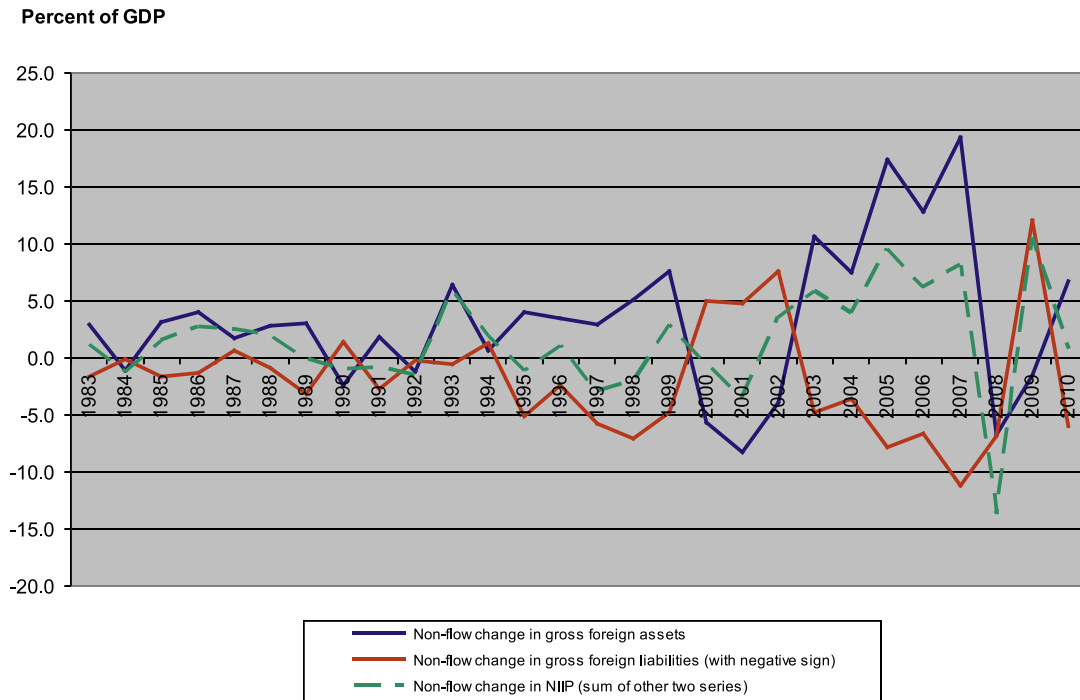


Fig. 5. Non-flow changes in U.S. foreign assets, liabilities, and NIIP, as a percent of GDP.

But the sheer volume of asset swapping, particularly among the advanced industrial economies, is far greater than what simple risk-sharing models based on equity trade would imply. Moreover, the complete-markets account of international asset trade is not supported either by statistical or anecdotal evidence, chief among the latter category being the long history of global financial crises. Most of the assets shown in Fig. 6 are debt-like assets such as bank deposits and government or corporate bonds, all of which potentially carry default or counterparty risk, and thus have potentially strong implications for global financial stability. This leads to the second argument that the current account is irrelevant (or at least nearly so). This argument is based on the view that imperfections in risk sharing can reinforce each other so as to magnify *systematic* risks, which themselves are

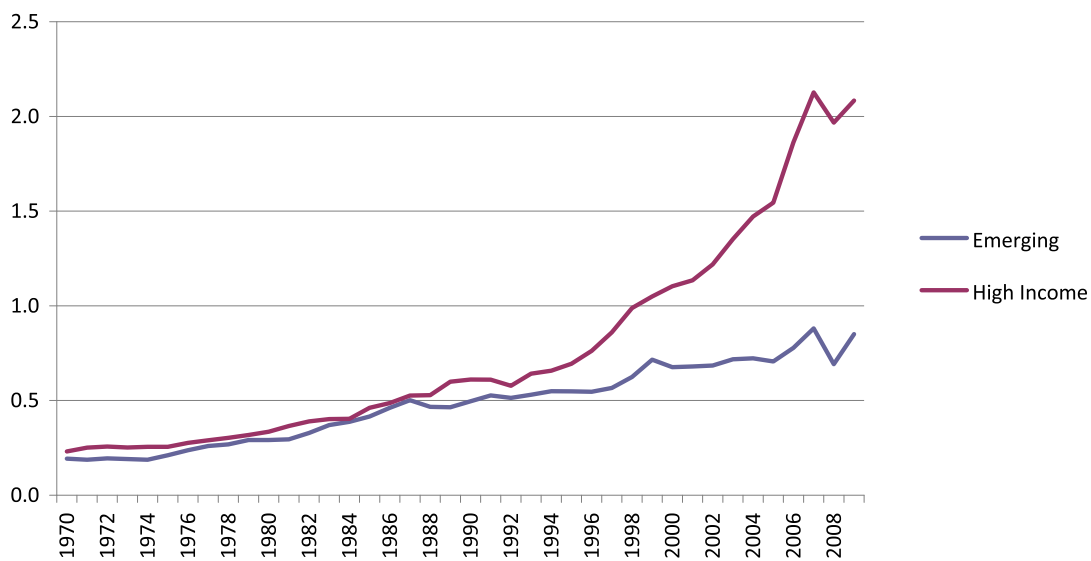


Fig. 6. Average of gross foreign assets and liabilities as a ratio to GDP: Emerging and high income economies, GDP-weighted averages.

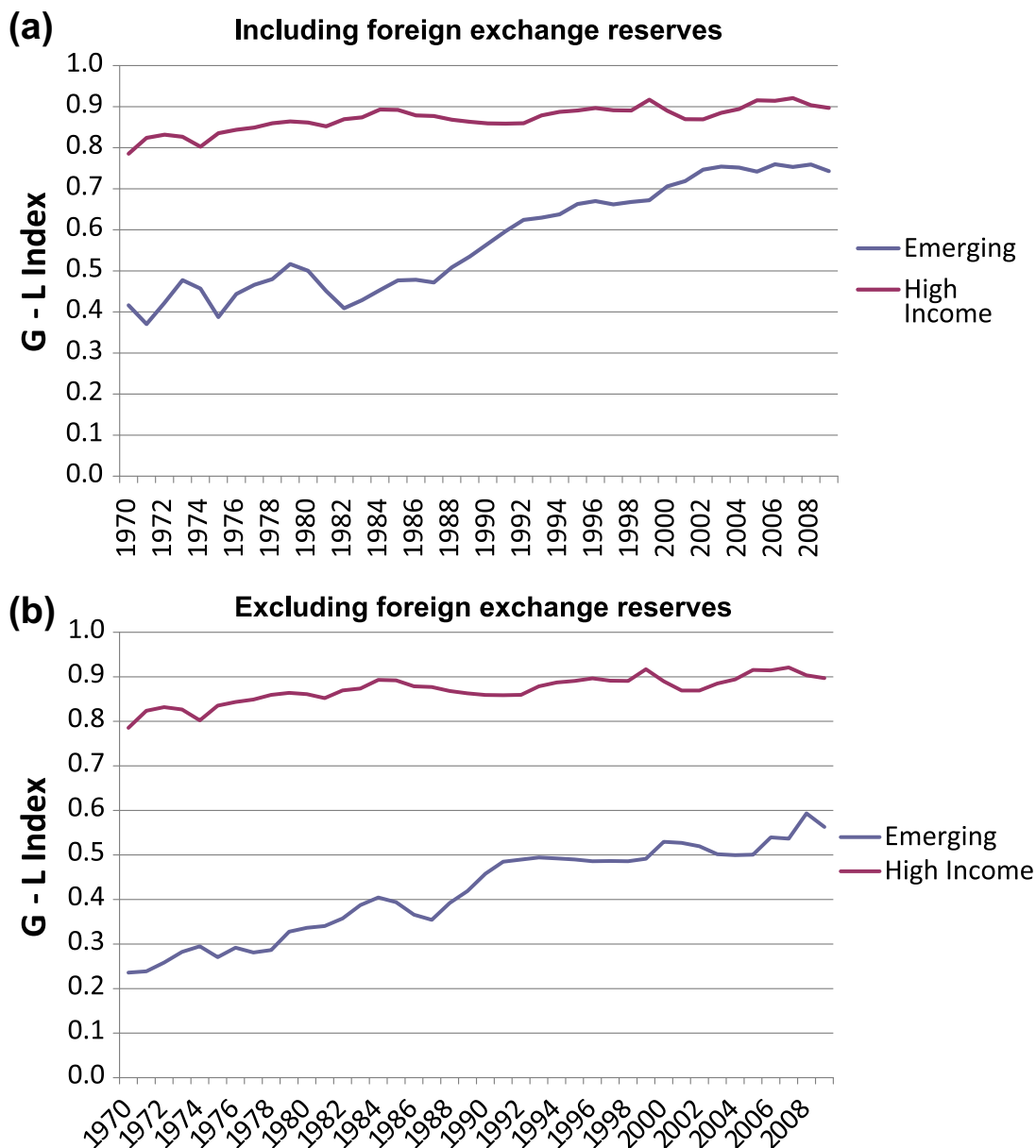


Fig. 7. Grubel-Lloyd indexes for emerging and high income economies, GDP weighted averages.

endogenous to the financial system. The argument maintains that the stability impact of current account balances *per se* is small compared to that of the gross asset flows that ultimately finance international financial transactions. Borio and Disyatat (2011) give an insightful summary of this second perspective.

It is certainly correct that gross asset foreign and liability positions offer the best picture of potential stability risks, and that hazardous gross positions can build up even in the absence of any *net* international capital flows. Acharya and Schnabl (2010) offer a superb detailed example of the negative forces generating large gross positions, based on the proliferation of bank-sponsored asset-backed commercial paper (ABCP) conduits that helped kick off the global crisis in August 2007.

Banks set up these conduits to hold AAA-rated asset-backed securities backed by mortgages, corporate loans, credit card receivables, and other long-term debts. They financed these holdings by selling short-term ABCP, predominantly to U.S. money-market funds. As Acharya and Schnabl (2010) document, in many countries these conduits were effectively guaranteed by the sponsoring banks,

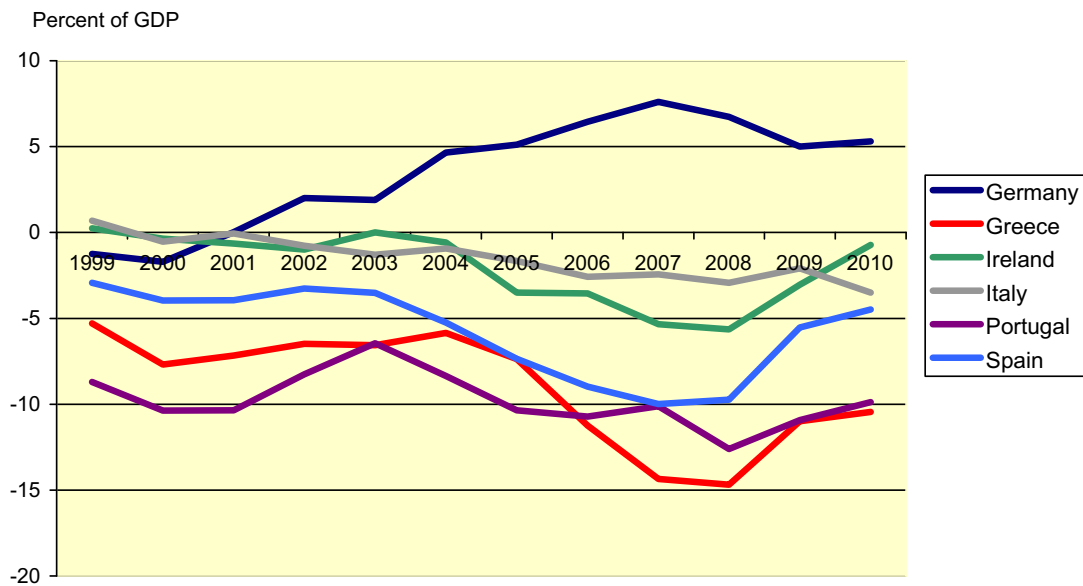


Fig. 8. Eurozone current account imbalances.

yet the conditional nature of the guarantee allowed the banks to reduce or avoid altogether the regulatory capital held against the conduit's assets. In some cases – the case of Germany's *Landesbanken* is notorious – implicit or explicit government guarantees reassured the ABCP holders that their holdings were fully safe, despite the conditional nature of the sponsors' guarantees. In contrast to theories viewing current account imbalances in the 2000s as being determined by emerging markets' thirst for safe assets, banks outside the U.S. were issuing plenty of "safe" assets while investing the proceeds in less liquid and less safe assets located primarily in the U.S. but also in the United Kingdom, Spain, and even some current account surplus countries such as the Netherlands. Banks in current account surplus and deficit countries alike sponsored ABCP conduits.

When a *Landesbank*-sponsored conduit finances a purchase of U.S. assets by issuing ABCP to a U.S. money-market fund, U.S. gross foreign assets and liabilities, and German gross foreign assets and liabilities, both rise by the amount of the transaction. No net financial flow takes place. The trade is privately profitable, but the profits come from socially costly sources: higher systemic financial instability due to the avoidance of capital requirements, and the resulting enhanced probability of government bailout. In short, the trade is driven, not by initial economic inefficiency, but by regulatory arbitrage and moral hazard. These social risks were realized in August 2007 when the AAA-rated assets held by the conduits became toxic and the conduits found themselves suddenly unable to roll over their short-term credits.⁶

Such financing patterns undeniably determined the impact and propagation of the global financial crisis. Does it follow, however, that because banks in surplus and deficit countries alike got into trouble, the prior pattern of global imbalances was unrelated to the crisis? That strikes me as similar to arguing that because German banks got into trouble and Germany had no housing boom, house-price bubbles were likewise unrelated in the crisis.

This is not to argue that global imbalances (an endogenous phenomenon) in some sense *caused* the global crisis – no more than that the imbalances within the euro zone (see Fig. 8) are the *cause* of the current sovereign debt crisis. Nor can one maintain that the impact and spread of the crisis would have been anywhere near as severe had widespread gaps in financial supervision and regulation not encouraged the proliferation of gross positions such as the ones Acharya and Schnabl (2010) describe. As Borio and Disyatat (2011) argue, intuition based on a two-country or two-region paradigm can be

⁶ Alongside regulatory arbitrage and moral hazard, tax arbitrage is a major motivation for the proliferation of gross external asset positions. For example, money sent abroad may be able to re-enter a country in the form of tax-favored FDI.

very misleading in assessing the risks posed by the multilateral pattern of gross financial flows in a many-country world; and position data based on residence rather than nationality may mask the ultimate natures and repositories of the risks. As Hume and Sentance (2009) observe, the net inflow of capital from emerging to advanced economies is quantitatively far less than the amount of domestic credit those economies generated in the run up to the global crisis.

Nonetheless, I would maintain (as in Obstfeld and Rogoff, 2010) that large and persistent current account imbalances can be an indicator of trouble ahead, as they were in the 2000s, and therefore deserve close monitoring by policymakers. Low interest rates due to global saving and investment patterns, along with accommodative monetary policy responses and other government policies, promoted credit and housing booms that themselves led to a further widening of the global imbalances. Financial competition, innovation, and arbitrage, proliferating within a lax regulatory environment, built a financially fragile superstructure of gross liabilities and claims on the back of those unsustainable booms. The big U.S. external deficit was a symptom of underlying destabilizing forces, and indeed enabled those forces to play out over an extended period.

What is the general relationship between current account deficits and credit or asset-market booms? There is now considerable evidence linking booms in credit availability to a heightened probability of future financial crisis. A sample of recent empirical studies – a small subset of a much larger literature – includes Borio and Lowe (2002), Hernández and Landerretche (2002), Hume and Sentance (2009), Schularick and Taylor (2012), and Gourinchas and Obstfeld (2012). But as Hume and Sentance point out, several large emerging markets have experienced credit booms without net inflows of capital. Japan's epic boom–bust cycle starting in the late 1980s occurred despite a current account surplus (although the surplus declined during the bubble period).

Despite such counterexamples, there is some evidence (stronger for developing countries) that net inflows of private capital may help generate credit booms and, in the presence of potentially fragile financial systems, raise the probability of a crash. For example, Ostry et al. (2011, p. 21) study panel data for an emerging-market sample over 1995–2008, and they conclude, “one-half of credit booms are associated with a capital inflow surge, and of those that ended in a crisis, about 60 percent are associated with an inflow surge.”

Studies such as this do not *directly* address the link between credit booms and the current account because the net inflow of private capital and the current account deficit need not coincide: even a country with a current account surplus may experience a net inflow of private capital if it is accumulating a sufficient volume of foreign exchange reserves. Jordà et al. (2011, p. 372) examine the question more directly, utilizing fourteen decades of data for a sample of advanced countries, and conclude that “The current account deteriorates in the run-up to normal crises, but the evidence is inconclusive in global crises, possibly because both surplus and deficit countries get embroiled in the crisis”. Reinhart and Reinhart (2009) find evidence that current account deficits help predict crises in developing countries. The general question merits further research.

In the meantime, I believe that large and persistent current account deficits, while sometimes benign and sustainable, warrant careful scrutiny with no presumption of innocence. External deficits may not be the true source of a problem – nor is the problem necessarily addressed most effectively by seeking directly to reduce the external deficit – but it is nonetheless prudent to be suspicious. Looking at the current predicament of the euro zone, it is easy to argue (unfortunately, with hindsight), that its current account imbalances after 1999 were symptomatic of unsustainable trends – Greece's government deficit, housing and construction booms in Spain and Ireland, and excessive private borrowing in Portugal, with finance provided in large measure by European banks (including banks in surplus countries) that now find themselves in trouble (again, see Fig. 8).⁷ Sometimes we must simply ask whether a country is in a position to fully service its net external debts, even when they are reckoned on a consolidated national basis. This is a necessary condition, if not a sufficient one, for crisis-free foreign borrowing. If the answer is negative, a further question arises: Who is likely to be dragged into the eventual crisis as a result of their gross asset and liability positions

⁷ For an insightful analysis of the euro zone imbalances see Giavazzi and Spaventa (2010).

vis-à-vis the country in question (or as result of their secondary exposures to those who hold the primary exposures, and so on).

In assessing the sustainability of current account deficits, we cannot take too much comfort from the seeming decoupling between cumulated current account imbalances and the NIIP, which was illustrated for the U.S. in Fig. 5. For one thing, the current account is the more predictable component of the NIIP change. Only for the U.S. is there some reasonably strong evidence (Gourinchas and Rey, 2007) that net exports help predict subsequent NIIP valuation changes. It would be rash in general to count on such windfalls as the *deus ex machina* that will maintain solvency with respect to foreign creditors.

Indeed, it is hard to think of a plausible model in which the direction of the current account does not predict the direction of the NIIP, at least over a medium-term horizon. There should be no expectation of borrowing indefinitely at a negative rate of interest. It is true that the U.S. borrowed abroad consistently during 2002–2007 without a consistent rise in its NIIP, as valuation gains on the NIIP offset the negative effect of growing current account deficits (Fig. 5). This pattern, which may have ended with the collapse of 2008, is reminiscent of self-reinforcing dynamics during credit boom episodes. In credit booms, asset values rise, improving balance sheets and facilitating the further expansion of credit. As a result, subsequent collapses are all the more traumatic. (The carry trade involves similar dynamics.) A capital inflow episode likewise may strengthen financial sector assets and even the NIIP in the receiving country in a way that pushes domestic borrowing beyond the point of true sustainability. This often sets the stage for a disorderly collapse later on. In diagnosing such situations, it is essential to keep the underlying credit flows in clear view.

A purely macroeconomic perspective also argues for the continuing importance of the current account as a component of aggregate demand. The emergence of a current account surplus in one region may depress aggregate demand globally, affecting global financial markets and eliciting policy responses in trade partners. Large global imbalances may also encourage protectionism.⁸

6. Conclusion

For several reasons, the current account still matters. Recent experience shows, however, that gross international asset and liability positions furnish the key conduit through which financial meltdown is transmitted and amplified. A given current account imbalance can be financed in many different ways, by a multiplicity of different partners in asset trade, including partners whose own current accounts are in balance. But national divergences between saving and investment not only remain key macro variables, they may well reflect financial developments with direct systemic implications.

The evolving world of financial globalization can be a dangerous place. Unfortunately, policymakers still lack an adequate institutional infrastructure for assembling consolidated global information on financial activity, for regulating against macro risks, for providing liquidity support, and for resolving insolvent global financial institutions and governments.

If policymakers are not to remain in over their heads, institutions – at the global level, and not just the euro zone level – will require wide-ranging extension, based on greater cooperation, including fiscal cooperation, on the part of the international community. It bears repeating that a key aim of such institution building must be to improve the informational basis on which cooperative international policy decisions are made.

⁸ Blanchard and Milesi-Ferretti (2011) offer a broad discussion of possible reasons to reduce or avoid large global imbalances. One general question in interpreting actual current account data is its reliance on residency versus nationality. Does it matter that some of a nation's exports are produced by foreign-owned but domestically operating firms? Probably not. If the foreign-owned firm were considered to be located abroad, but still employed the home country's labor in production, the home current account, properly calculated to include the export of labor services, would not change. Of course, the preceding accounting change would affect the balance of trade. For a general discussion of the difficulty of allocating production internationally for the purpose of national income accounting, see Lipsey (2008). On the importance of residency versus nationality in financial flow data, see Borio and Disyatat (2011).

References

- Acharya, V.V., Schnabl, P., 2010. Do global banks spread global imbalances? Asset-backed commercial paper during the financial crisis of 2007–09. *IMF Economic Review* 58 (1), 37–73.
- Blanchard, O., Milesi-Ferretti, G.M., 2011. (Why) should current account imbalances be reduced? IMF Staff Discussion Note March.
- Borio, C., Disyatat, P., 2011. Global imbalances and the financial crisis: link or no link? BIS Working Papers 346 Bank for International Settlements (May).
- Borio, C., Lowe, P., 2002. Assessing the risk of banking crises. *BIS Quarterly Review* December, 43–54.
- Giavazzi, F., Spaventa, L., 2010. Why the Current Account May Matter in a Monetary Union: Lessons from the Financial Crisis in the Euro Area. Discussion Paper 8008. Centre for Economic Policy Research.
- Gourinchas, P.-O., Rey, H., 2007. International financial adjustment. *Journal of Political Economy* 115 (4), 665–703.
- Gourinchas, P.-O., Obstfeld, M., 2012. Stories of the twentieth century for the twenty-first. *American Economic Journal: Macroeconomics* 4 (1).
- Hernández, L., Landerretche, O., 2002. Capital inflows, credit booms, and macroeconomic vulnerability: the cross-country experience. In: Schmidt-Hebbel, K. (Ed.), *Banking, Financial Integration, and International Crises*. Central Bank of Chile, Santiago, Chile.
- Hume, M., Sentance, A., 2009. The global credit boom: challenges for macroeconomics and policy. *Journal of International Money and Finance* 28 (8), 1426–1461.
- Jordà, O., Schularick, M., Taylor, A.M., 2011. Financial crises, credit booms, and external imbalances: 140 years of lessons. *IMF Economic Review* 59 (2), 340–378.
- Kim, S., 2002. Nominal revaluation of cross-border assets, terms-of-trade changes, international portfolio diversification, and international risk sharing. *Southern Economic Journal* 69 (2), 327–344.
- Lane, P.R., Milesi-Ferretti, G.M., 2005. Financial globalization and exchange rates. In: *Dollars, Debt, and Deficits: Sixty Years after Bretton Woods*. International Monetary Fund.
- Lane, P.R., Milesi-Ferretti, G.M., 2007. The external wealth of nations, mark II: revised and extended estimates of foreign assets and liabilities, 1970–2004. *Journal of International Economics* 73, 223–250.
- Lipsey, R.E., 2008. Measuring the Location of Production in a World of Intangible Productive Assets, FDI, and Intrafirm Trade. Working Paper 14121. National Bureau of Economic Research.
- Obstfeld, M., 2004. External adjustment. *Review of World Economics* 140 (4), 541–568.
- Obstfeld, M., Rogoff, K., 1996. *Foundations of International Macroeconomics*. MIT Press, Cambridge MA.
- Obstfeld, M., Rogoff, K., 2010. Global imbalances and the financial crisis: products of common causes. In: Glick, R., Spiegel, M.M. (Eds.), *Asia and the Global Financial Crisis*. Federal Reserve Bank of San Francisco, San Francisco.
- Ostry, J.D., Ghosh, A.R., Habermeier, K., Laeven, L., Chamon, M., Qureshi, M.S., Kokenyne, A., 2011. Managing capital inflows: what tools to use? IMF Staff Discussion Note April.
- Reinhart, C.M., Reinhart, V.R., 2009. Capital flow bonanzas: an encompassing view of the past and present. In: Frankel, J.A., Pissarides, C. (Eds.), *International Seminar on Macroeconomics 2008*. University of Chicago Press, Chicago.
- Schularick, M., Taylor, A. M., 2012. Credit booms gone bust: monetary policy, leverage cycles, and financial crises, 1870–2008. *American Economic Review* 102.
- Tille, C., 2003. The impact of exchange rate movements on U.S. foreign debt. Federal Reserve Bank of New York Current Issues in Economics and Finance 9, 1–7.